

WEEDS: Time it right!

NOTE: THIS CHART IS SEASONAL AND STARTS IN DECEMBER

SEASON	SUMMER	AUTUMN	WINTER	SPRING
MONTH	DEC	JAN	FEB	MAR
	APR	MAY	JUN	JUL
	AUG	SEP	OCT	NOV

AFRICAN BOXTHORN



GERMINATION	FLOWERING	HERBICIDE	OTHER CONTROL
GERMINATION	FLOWERING	HERBICIDE	OTHER CONTROL

Manual/mechanical removal

AMARANTHUS



GERMINATION	FLOWERING	SEED FORMATION	HERBICIDE	OTHER CONTROL
GERMINATION	FLOWERING	SEED FORMATION	HERBICIDE	OTHER CONTROL


BARLEY GRASS



GERMINATION	FLOWERING/SEED	HERBICIDE	OTHER CONTROL
GERMINATION	FLOWERING/SEED	HERBICIDE	OTHER CONTROL

Avoid seed set through pasture improvement

BLACKBERRY



GERMINATION	NEW CANES	FLOWERING	FRUITING	HERBICIDE	OTHER CONTROL
GERMINATION	NEW CANES	FLOWERING	FRUITING	HERBICIDE	OTHER CONTROL

Do not apply herbicide to bushes bearing mature or near mature fruit where public access

Manual/mechanical removal

BRACKEN



NEW GROWTH	HERBICIDE	OTHER CONTROL
NEW GROWTH	HERBICIDE	OTHER CONTROL

Slash old ferns/pasture improvement

CALIFORNIAN THISTLE




GERMINATION	OTHER REPRODUCTION	ROSETTE FORMATION	HERBICIDE	OTHER CONTROL
GERMINATION	OTHER REPRODUCTION	ROSETTE FORMATION	HERBICIDE	OTHER CONTROL

Will take root from root fragments

Seek advice for control strategy

CAPEWEED



GERMINATION	ROSETTE FORMATION	FLOWERING	HERBICIDE	OTHER CONTROL
GERMINATION	ROSETTE FORMATION	FLOWERING	HERBICIDE	OTHER CONTROL

Pasture improvement/cultivate

KNOW YOUR ENEMY

This wall chart provides a ready reference to some of the major agricultural and environmental weeds land managers are faced with in Tasmania. Identifying a weed and knowing critical information such as its germination and flowering times provides great advantage in management. Timing is an essential element in weed management. So too is identifying what management options are available. With this knowledge you can plan for more effective weed management. Useful website: www.dpiw.tas.gov.au/weeds www.weedscrc.org.au www.weeds.org.au

This chart was produced under a partnership between the TFGA, Cradle Coast NRM, NRM North, NRM South, Southern Tasmanian Councils Authority, Tasmanian Department of Primary Industries and Water and the Australian Government.

Photographs courtesy of Sandy Leighton and DPIW

STATE AND REGIONAL NRM CONTACTS:

DEPARTMENT OF PRIMARY INDUSTRIES AND WATER REGIONAL MANAGEMENT OFFICERS:	1300 368 550 (CALLS FROM MOBILES AND PUBLIC TELEPHONES MAY INCUR ADDITIONAL COSTS).
NRM NORTH WEEDS COORDINATOR:	03 6333 7777
PROJECT MANAGER SOUTHERN TASMANIAN WEED STRATEGY:	03 6270 2242
CRADLE COAST NRM REGIONAL WEED STRATEGY:	03 6431 6285

SEASON	SUMMER	AUTUMN	WINTER	SPRING
MONTH	DEC	JAN	FEB	MAR
	APR	MAY	JUN	JUL
	AUG	SEP	OCT	NOV

DOCK



GERMINATION	ROSETTE FORMATION	FLOWERING	SEED MATURITY	HERBICIDE	OTHER CONTROL
GERMINATION	ROSETTE FORMATION	FLOWERING	SEED MATURITY	HERBICIDE	OTHER CONTROL

Manual removal

FAT HEN



GERMINATION	HERBICIDE	OTHER CONTROL
GERMINATION	HERBICIDE	OTHER CONTROL

FUMITORY



GERMINATION	FLOWERING	HERBICIDE	OTHER CONTROL
GERMINATION	FLOWERING	HERBICIDE	OTHER CONTROL

Manual removal/mulch or crash graze

GLYCERIA MAXIMA (Poa aquatica)



GERMINATION	PLANT/ROOT GROWTH	FLOWERING	HERBICIDE	OTHER CONTROL
GERMINATION	PLANT/ROOT GROWTH	FLOWERING	HERBICIDE	OTHER CONTROL

Will take root from root fragments

GORSE



GERMINATION	FLOWERING	HERBICIDE	OTHER CONTROL
GERMINATION	FLOWERING	HERBICIDE	OTHER CONTROL

Manual/mechanical removal

HOREHOUND



GERMINATION	FLOWERING	HERBICIDE	OTHER CONTROL
GERMINATION	FLOWERING	HERBICIDE	OTHER CONTROL

Manual removal/pasture improvement

NIGHTSHADE



GERMINATION	FLOWERING	SEED SET	HERBICIDE	OTHER CONTROL
GERMINATION	FLOWERING	SEED SET	HERBICIDE	OTHER CONTROL

Manual removal/cultivate prior to seeding


HYGIENE: PREVENTING INTRODUCTION AND SPREAD

Good farm and contractor hygiene is another essential element of weed management. It includes machinery and crop production hygiene. Weed seeds and other plant material capable of causing new infestations can be transported on farm and contractor machinery such as trucks, tractors, motor bikes, slashers, harvesters and bulldozers. It can be mixed in mud, stuck in wheel arches and tyre tracks, radiators and air filters or debris wedged in hard to see, tucked away places. Seeds can adhere to the coats and tails of livestock or be present in purchased products such as grain or hay. Preventing the spread of weeds is everyone's business. For those weeds declared under the Weed Management Act 1999 the Plant Quarantine Act 1997 or the Animal Health Act 1995 this can even be a legal responsibility.

DISCLAIMER: The information contained within this publication is a GENERAL GUIDE ONLY. It indicates typical growth and control timing for the specified weeds. Actual behaviour may vary between locations and with site conditions. Weeds should be correctly identified before choosing a control option. Seek advice for control options specific to the weed and circumstances. When using herbicides or other chemicals ALWAYS comply with the manufacturer's label. The publishers of this calendar do not guarantee that it is without flaw of any kind, or is wholly appropriate for your particular purposes and therefore disclaim any liability for any error, loss or other consequence which may arise from you relying on any information contained within this publication.

SEASON	SUMMER	AUTUMN	WINTER	SPRING
MONTH	DEC	JAN	FEB	MAR
	APR	MAY	JUN	JUL
	AUG	SEP	OCT	NOV


PATERSON'S CURSE



GERMINATION	ROSETTE FORMATION	FLOWERING	HERBICIDE	OTHER CONTROL
GERMINATION	ROSETTE FORMATION	FLOWERING	HERBICIDE	OTHER CONTROL

Manual removal. When in seed remove, bag and contact DPIW


RAGWORT



GERMINATION	ROSETTE FORMATION	FLOWERING	SEED FORMATION	HERBICIDE	OTHER CONTROL
GERMINATION	ROSETTE FORMATION	FLOWERING	SEED FORMATION	HERBICIDE	OTHER CONTROL

Cultivate prior to flower/manual removal/bag seed head as last resort

SERRATED TUSsock



GERMINATION	FLOWERING	SEED PODS FORM	SEED DISPERSAL	HERBICIDE	OTHER CONTROL
GERMINATION	FLOWERING	SEED PODS FORM	SEED DISPERSAL	HERBICIDE	OTHER CONTROL

Seek advice from DPIW before proceeding

Manually remove / improve pasture. Note: frost bleaches Serrated tussock

ST JOHN'S WORT



GERMINATION	FLOWERING	SEED SET	HERBICIDE	OTHER CONTROL
GERMINATION	FLOWERING	SEED SET	HERBICIDE	OTHER CONTROL

Improve pasture and grazing management

THISTLES (spear, slender and variegated)



GERMINATION	ROSETTE FORMATION	FLOWERING	HERBICIDE	OTHER CONTROL
GERMINATION	ROSETTE FORMATION	FLOWERING	HERBICIDE	OTHER CONTROL

Manual removal/cultivate prior to seeding/improve pasture

WILD RADISH/TURNIP



GERMINATION	ROSETTE FORMATION	FLOWERING	HERBICIDE	OTHER CONTROL
GERMINATION	ROSETTE FORMATION	FLOWERING	HERBICIDE	OTHER CONTROL

Pasture improvement

WIRE WEED



GERMINATION	HERBICIDE	OTHER CONTROL
GERMINATION	HERBICIDE	OTHER CONTROL

Manual removal/cultivate prior to seed

WHERE TO START WITH WEED HYGIENE

A good place to start is the Tasmanian Washdown Guidelines for Weed and Disease Control developed by the Agricultural Contractors of Tasmania, Forestry Tasmania and the Department of Primary Industries and Water in 2004. It identifies standard operating procedures that land managers can use for vehicle and machinery washdown, when to use them and what equipment might be needed. Your industry body may also have guidelines or a code of practice that identifies your specific needs and responsibilities. The Tasmanian Washdown Guidelines for Weed and Disease Control can be downloaded from the DPIW website at www.dpiw.tas.gov.au or www.farmpoint.tas.gov.au

